

## Racing Festival 2015

### Supercar Challenge - Free Practice 2

2 - 4 October 2015  
Spa Francorchamps - 7003 mtr.



Pos	Nbr	Name	Car	Cls	PIC	Fastest	In	Gap	Diff	Laps	Km/h
1	101	Grouwels-Snoeks	Dodge Viper GT3-R	SGT	1	<b>2:19.748</b>	<b>18</b>			20	180.43
2	110	Vandierendonck-van Hooydonk	Corvette	SGT	2	<b>2:20.308</b>	<b>12</b>	0.560	0.560	13	179.71
3	131	Storm-Bouwhuis	BMW Z4 GT3	SGT	3	<b>2:21.672</b>	<b>5</b>	1.924	1.364	14	177.98
4	102	Henry Zumbrink	Volvo S60 V8	SGT	4	<b>2:24.016</b>	<b>7</b>	4.268	2.344	11	175.08
5	121	Köhler-Kuijer	Solution F V8	SGT	5	<b>2:24.118</b>	<b>13</b>	4.370	0.102	14	174.96
6	171	Lequeux-Naveaux-Ueberecken	Ginetta Nissan LMP3	SGT	6	<b>2:24.310</b>	<b>7</b>	4.562	0.192	13	174.72
7	181	Shahin-Enge	Lamborghini Gallardo R-EX	SGT	7	<b>2:24.758</b>	<b>6</b>	5.010	0.448	7	174.18
8	106	Koebolt-Caransa	Volvo S60 V8	SGT	8	<b>2:27.244</b>	<b>7</b>	7.496	2.486	11	171.24
9	305	Dontje-Kool	Corvette GT4	GTB	1	<b>2:29.473</b>	<b>5</b>	9.725	2.229	11	168.69
10	399	Lamster-Molenaar	Porsche 997 GT3	GTB	2	<b>2:30.193</b>	<b>4</b>	10.445	0.720	12	167.88
11	343	Daan Meijer	Porsche 997 GT3	GTB	3	<b>2:31.132</b>	<b>5</b>	11.384	0.939	11	166.84
12	375	Ward Sluys	BMW M4 Silhouette	GTB	4	<b>2:32.091</b>	<b>7</b>	12.343	0.959	13	165.78
13	336	Simon Atkinson	Dodge Viper	GTB	5	<b>2:32.855</b>	<b>3</b>	13.107	0.764	10	164.96
14	402	Boqaerts-van der Aa	BMW M3 E90 WTCC	SS	1	<b>2:34.572</b>	<b>7</b>	14.824	1.717	19	163.12
15	369	Aart Bosman	Porsche 997 GT3	GTB	6	<b>2:34.681</b>	<b>5</b>	14.933	0.109	13	163.01
16	405	Luc de Cock	Lotus 2/11 GT4	SS	2	<b>2:35.120</b>	<b>11</b>	15.372	0.439	15	162.55
17	350	Donaldson-Clarke	Porsche 997 GT3	GTB	7	<b>2:35.236</b>	<b>5</b>	15.488	0.116	12	162.43
18	420	de Borst-de Kleijn	Seat Sport Leon Cup Racer	SS	3	<b>2:35.937</b>	<b>7</b>	16.189	0.701	17	161.70
19	312	Verhelst-Verheyen	Porsche 991	GTB	8	<b>2:35.946</b>	<b>6</b>	16.198	0.009	17	161.69
20	432	Neary-Short	BMW M3 V8	SS	4	<b>2:36.301</b>	<b>5</b>	16.553	0.355	13	161.32
21	412	Eric van den Munckhof	BMW Z4	SS	5	<b>2:36.600</b>	<b>7</b>	16.852	0.299	10	161.01
22	302	Marcel van Berlo	Porsche 997 GT3	GTB	9	<b>2:36.864</b>	<b>8</b>	17.116	0.264	10	160.74
23	471	van Loon-van der Kooi	Lotus Exige	SS	6	<b>2:37.194</b>	<b>5</b>	17.446	0.330	10	160.40
24	351	Hayes-Lindsay	Lamborghini Gallardo	GTB	10	<b>2:38.180</b>	<b>6</b>	18.432	0.986	7	159.40
25	403	de Groot-de Graaf	BMW 132 GTR	SS	7	<b>2:39.994</b>	<b>4</b>	20.246	1.814	5	157.60
26	489	Guino Kenis	BMW E92 M3 GT4	SS	8	<b>2:40.511</b>	<b>7</b>	20.763	0.517	9	157.09
27	422	Dennis Houweling	Seat Sport Leon Cup Racer	SS	9	<b>2:40.515</b>	<b>5</b>	20.767	0.004	16	157.08
28	444	Ronald van Loon	BMW E46 M3	SS	10	<b>2:42.398</b>	<b>9</b>	22.650	1.883	10	155.26
29	309	Dirk Schulz	Porsche 997 GT3	GTB	11	<b>2:42.913</b>	<b>10</b>	23.165	0.515	16	154.77
30	421	van Bellingen-van Rompuy	BMW WTCC	SS	11	<b>2:44.074</b>	<b>10</b>	24.326	1.161	11	153.68
31	452	Michael Smith	Seat Leon Supercoppa MKII	SS	12	<b>2:44.770</b>	<b>9</b>	25.022	0.696	12	153.03
32	451	Schaap-Lemmers	ATR3	SS	13	<b>2:46.539</b>	<b>4</b>	26.791	1.769	5	151.40
33	525	Griffin-Bressington	BMW E36 M3	S	1	<b>2:48.331</b>	<b>8</b>	28.583	1.792	9	149.79
34	459	van de Maat-Schreurs	BMW E46 GTR	SS	14	<b>2:48.477</b>	<b>2</b>	28.729	0.146	3	149.66
35	546	Wiebe Wytzes	Renault Clio 3	S	2	<b>2:49.472</b>	<b>6</b>	29.724	0.995	7	148.78
36	505	Voet-van den Broeck	Peugot RCZ	S	3	<b>2:51.476</b>	<b>4</b>	31.728	2.004	10	147.04
37	545	Niels Kool	Renault Clio	S	4	<b>2:52.144</b>	<b>11</b>	32.396	0.668	15	146.47
38	504	Rob Nieman	Renault Clio RS 2.0	S	5	<b>2:53.506</b>	<b>8</b>	33.758	1.362	10	145.32
39	513	Kim Troeijen	Ford Focus Silhouette	S	6	<b>2:54.030</b>	<b>7</b>	34.282	0.524	12	144.89
40	555	Bergsma-de Jong	Lotus Exige	S	7		<b>0</b>			0	

Fastest time : 2:19.748 in lap 18 by nbr. 101 : Team RaceArt (Dodge Viper GT3-R)

Publication-time

Results and Laptimes : [www.raceresults.nu](http://www.raceresults.nu)

Timekeeping by : RSTime by TimeService.nl

Clerk of the Course  Bobbe Veldkamp Lic: 10710	Steward	Timekeeper  Harald Roelse	
Page 1 of 1	Results remain provisional pending technical examination and decisions from the stewards of the meeting		

## Racing Festival 2015

### Supercar Challenge - Free Practice 2

2 - 4 October 2015  
Spa Francorchamps - 7003 mtr.

#### Super GT Division Min 2,8 Kg per HP (driver included)

Pos	Nbr	Name	Car	Fastest	In	Gap	Diff	Laps	Km/h
1	101	Grouwels-Snoeks	Dodge Viper GT3-R	2:19.748	18			20	180.43
2	110	Vandierendonck-van Hooydonk	Corvette	2:20.308	12	0.560	0.560	13	179.71
3	131	Storm-Bouwhuis	BMW Z4 GT3	2:21.672	5	1.924	1.364	14	177.98
4	102	Henry Zumbrink	Volvo S60 V8	2:24.016	7	4.268	2.344	11	175.08
5	121	Köhler-Kuijjer	Solution F V8	2:24.118	13	4.370	0.102	14	174.96
6	171	Lequeux-Naveaux-Ueberecken	Ginetta Nissan LMP3	2:24.310	7	4.562	0.192	13	174.72
7	181	Shahin-Enge	Lamborghini Gallardo R-EX	2:24.758	6	5.010	0.448	7	174.18
8	106	Koebolt-Caransa	Volvo S60 V8	2:27.244	7	7.496	2.486	11	171.4

#### GTB Division Min. 3.7 Kg per HP (driver included)

Pos	Nbr	Name	Car	Fastest	In	Gap	Diff	Laps	Km/h
1	305	Dontje-Kool	Corvette GT4	2:29.473	5			11	168.69
2	399	Lamster-Molenaar	Porsche 997 GT3	2:30.193	4	0.720	0.720	12	167.88
3	343	Daan Meijer	Porsche 997 GT3	2:31.132	5	1.659	0.939	11	166.84
4	375	Ward Sluys	BMW M4 Silhouette	2:32.091	7	2.618	0.959	13	165.78
5	336	Simon Atkinson	Dodge Viper	2:32.855	3	3.382	0.764	10	164.96
6	369	Aart Bosman	Porsche 997 GT3	2:34.681	5	5.208	1.826	13	163.01
7	350	Donaldson-Clarke	Porsche 997 GT3	2:35.236	5	5.763	0.555	12	162.43
8	312	Verhelst-Verheyen	Porsche 991	2:35.946	6	6.473	0.710	17	161.69
9	302	Marcel van Berlo	Porsche 997 GT3	2:36.864	8	7.391	0.918	10	160.74
10	351	Hayes-Lindsay	Lamborghini Gallardo	2:38.180	6	8.707	1.316	7	159.40
11	309	Dirk Schulz	Porsche 997 GT3	2:42.913	10	13.440	4.733	16	154.77

#### Supersport Division Min 4,5 Kg per HP (driver included)



Pos	Nbr	Name	Car	Fastest	In	Gap	Diff	Laps	Km/h
1	402	Bogaerts-van der Aa	BMW M3 E90 WTCC	2:34.572	7			19	163.12
2	405	Luc de Cock	Lotus 2/11 GT4	2:35.120	11	0.548	0.548	15	162.55
3	420	de Borst-de Kleijn	Seat Sport Leon Cup Racer	2:35.937	7	1.365	0.817	17	161.70
4	432	Neary-Short	BMW M3 V8	2:36.301	5	1.729	0.364	13	161.32
5	412	Eric van den Munckhof	BMW Z4	2:36.600	7	2.028	0.299	10	161.01
6	471	van Loon-van der Kooi	Lotus Exige	2:37.194	5	2.622	0.594	10	160.40
7	403	de Groot-de Graaf	BMW 132 GTR	2:39.994	4	5.422	2.800	5	157.60
8	489	Guino Kenis	BMW E92 M3 GT4	2:40.511	7	5.939	0.517	9	157.09
9	422	Dennis Houweling	Seat Sport Leon Cup Racer	2:40.515	5	5.943	0.004	16	157.08

Fastest time : 2:19.748 in lap 18 by nbr. 101 : Team RaceArt (Dodge Viper GT3-R)

Publication-time

Results and Laptimes : [www.raceresults.nl](http://www.raceresults.nl)

Timekeeping by : RSTime by TimeService.nl

Clerk of the Course	Steward	Timekeeper	 Harald Roelse	
Bobbe Veldkamp Lic: 10710				
Page 1 of 2	Results remain provisional pending technical examination and decisions from the stewards of the meeting			

## Racing Festival 2015

### Supercar Challenge - Free Practice 2

2 - 4 October 2015  
Spa Francorchamps - 7003 mtr.

10	444	Ronald van Loon	BMW E46 M3	2:42.398	9	7.826	1.883	10	155.26
11	421	van Bellingen-van Rompuy	BMW WTCC	2:44.074	10	9.502	1.676	11	153.68
12	452	Michael Smith	Seat Leon Supercoppa MKII	2:44.770	9	10.198	0.696	12	153.03
13	451	Schaap-Lemmers	ATR3	2:46.539	4	11.967	1.769	5	151.40
14	459	van de Maat-Schreurs	BMW E46 GTR	2:48.477	2	13.905	1.938	3	149.66

### Sport Division Min. 5.6 Kg per HP (driver included)



Pos	Nbr	Name	Car	Fastest	In	Gap	Diff	Laps	Km/h
1	525	Griffin-Bressington	BMW E36 M3	2:48.331	8			9	149.79
2	546	Wiebe Wytzes	Renault Clio 3	2:49.472	6	1.141	1.141	7	148.78
3	505	Voet-van den Broeck	Peugot RCZ	2:51.476	4	3.145	2.004	10	147.04
4	545	Niels Kool	Renault Clio	2:52.144	11	3.813	0.668	15	146.47
5	504	Rob Nieman	Renault Clio RS 2.0	2:53.506	8	5.175	1.362	10	145.32
6	513	Kim Troeijen	Ford Focus Silhouette	2:54.030	7	5.699	0.524	12	144.89
7	555	Bergsma-de Jong	Lotus Exige		0			0	

Fastest time : 2:19.748 in lap 18 by nbr. 101 : Team RaceArt (Dodge Viper GT3-R)

**Publication-time**

Results and Laptimes : [www.raceresults.nu](http://www.raceresults.nu)

Timekeeping by : RSTime by TimeService.nl

Clerk of the Course  Bobbe Veldkamp Lic: 10710	Steward	Timekeeper  Harald Roelse	
Page 2 of 2	Results remain provisional pending technical examination and decisions from the stewards of the meeting		

## Racing Festival 2015

### Supercar Challenge - Free Practice 2

2 - 4 October 2015  
Spa Francorchamps - 7003 mtr.

Pos	Nbr	Name / Team name	Sector 1			Sector 2			Sector 3			Theoretical best	Actual best	In
			time	Lap	pos	time	Lap	pos	time	Lap	pos			
1	101	Grouwels-Snoeks	38.819	18	1	1:05.227	19	2	35.652	18	1	2:19.698	<b>2:19.748</b>	<b>18</b>
2	110	Vandierendonck-van Hooydonk	39.614	13	3	1:04.447	13	1	35.693	12	2	2:19.754	<b>2:20.308</b>	<b>12</b>
3	131	Storm-Bouwhuis	40.493	5	5	1:05.316	5	3	35.863	5	3	2:21.672	<b>2:21.672</b>	<b>5</b>
4	102	Henry Zumbrink	39.508	5	2	1:07.198	4	6	36.655	4	4	2:23.361	<b>2:24.016</b>	<b>7</b>
5	121	Köhler-Kuijjer	40.839	13	7	1:06.118	13	5	37.161	13	6	2:24.118	<b>2:24.118</b>	<b>13</b>
6	171	Lequeux-Naveaux-Ueberecken	41.374	7	8	1:05.708	7	4	37.228	7	7	2:24.310	<b>2:24.310</b>	<b>7</b>
7	181	Shahin-Enge	40.515	4	6	1:07.234	6	7	36.767	6	5	2:24.516	<b>2:24.758</b>	<b>6</b>
8	106	Koebolt-Caransa	40.207	10	4	1:09.335	7	10	37.689	7	8	2:27.231	<b>2:27.244</b>	<b>7</b>
9	305	Dontje-Kool	42.485	9	10	1:08.293	4	8	38.405	2	10	2:29.183	<b>2:29.473</b>	<b>5</b>
10	399	Lamster-Molenaar	42.412	5	9	1:08.547	7	9	38.229	4	9	2:29.188	<b>2:30.193</b>	<b>4</b>
11	343	Daan Meijer	42.582	11	11	1:09.674	5	11	38.839	5	12	2:31.095	<b>2:31.132</b>	<b>5</b>
12	375	Ward Sluys	43.044	7	14	1:09.933	12	12	38.928	7	13	2:31.905	<b>2:32.091</b>	<b>7</b>
13	336	Simon Atkinson	42.636	8	12	1:10.156	3	13	38.646	7	11	2:31.438	<b>2:32.855</b>	<b>3</b>
14	402	Bogaerts-van der Aa	43.710	5	19	1:10.776	15	16	39.702	12	18	2:34.188	<b>2:34.572</b>	<b>7</b>
15	369	Aart Bosman	43.363	3	16	1:11.186	5	18	39.541	7	15	2:34.090	<b>2:34.681</b>	<b>5</b>
16	405	Luc de Cock	44.565	11	21	1:10.630	11	14	39.925	11	20	2:35.120	<b>2:35.120</b>	<b>11</b>
17	350	Donaldson-Clarke	43.483	9	17	1:11.915	5	20	39.621	9	16	2:35.019	<b>2:35.236</b>	<b>5</b>
18	420	de Borst-de Kleijn	44.768	17	24	1:10.717	10	15	40.065	3	22	2:35.550	<b>2:35.937</b>	<b>7</b>
19	312	Verhelst-Verheyen	43.311	16	15	1:12.126	6	22	40.030	7	21	2:35.467	<b>2:35.946</b>	<b>6</b>
20	432	Neary-Short	43.926	5	20	1:12.192	4	23	39.484	4	14	2:35.602	<b>2:36.301</b>	<b>5</b>
21	412	Eric van den Munckhof	44.941	10	25	1:11.437	10	19	39.896	6	19	2:36.274	<b>2:36.600</b>	<b>7</b>
22	302	Marcel van Berlo	42.995	8	13	1:12.896	8	25	40.463	9	24	2:36.354	<b>2:36.864</b>	<b>8</b>
23	471	van Loon-van der Kooij	44.653	5	22	1:12.111	3	21	40.067	5	23	2:36.831	<b>2:37.194</b>	<b>5</b>
24	351	Hayes-Lindsay	43.560	4	18	1:11.090	4	17	39.657	3	17	2:34.307	<b>2:38.180</b>	<b>6</b>
25	403	de Groot-de Graaf	46.087	4	28	1:12.497	4	24	41.410	4	27	2:39.994	<b>2:39.994</b>	<b>4</b>
26	489	Guino Kenis	44.735	7	23	1:14.219	6	29	40.623	5	25	2:39.577	<b>2:40.511</b>	<b>7</b>
27	422	Dennis Houweling	45.612	14	27	1:13.025	5	26	41.266	6	26	2:39.903	<b>2:40.515</b>	<b>5</b>
28	444	Ronald van Loon	46.343	8	30	1:14.102	9	28	41.898	9	29	2:42.343	<b>2:42.398</b>	<b>9</b>
29	309	Dirk Schulz	45.067	10	26	1:15.465	8	33	41.704	7	28	2:42.236	<b>2:42.913</b>	<b>10</b>
30	421	van Bellingen-van Rompuy	46.337	10	29	1:15.332	9	31	42.078	10	30	2:43.747	<b>2:44.074</b>	<b>10</b>
31	452	Michael Smith	47.577	12	32	1:13.789	9	27	42.403	7	32	2:43.769	<b>2:44.770</b>	<b>9</b>
32	451	Schaap-Lemmers	48.009	4	33	1:15.170	2	30	43.253	4	33	2:46.432	<b>2:46.539</b>	<b>4</b>
33	525	Griffin-Bressington	49.253	8	35	1:15.770	8	34	43.308	8	34	2:48.331	<b>2:48.331</b>	<b>8</b>
34	459	van de Maat-Schreurs	47.014	3	31	1:16.167	2	35	42.388	2	31	2:45.569	<b>2:48.477</b>	<b>2</b>
35	546	Wiebe Wytzes	49.933	7	38	1:15.365	6	32	44.082	5	35	2:49.380	<b>2:49.472</b>	<b>6</b>
36	505	Voet-van den Broeck	49.531	4	37	1:16.932	5	37	44.225	3	36	2:50.688	<b>2:51.476</b>	<b>4</b>
37	545	Niels Kool	49.221	9	34	1:17.333	6	38	44.501	3	37	2:51.055	<b>2:52.144</b>	<b>11</b>
38	504	Rob Nieman	51.444	10	39	1:16.292	8	36	45.223	2	39	2:52.959	<b>2:53.506</b>	<b>8</b>
39	513	Kim Troeijen	49.352	8	36	1:18.395	7	39	44.614	6	38	2:52.361	<b>2:54.030</b>	<b>7</b>
40	555	Bergsma-de Jong												<b>0</b>

## Supercar Challenge - Free Practice 2

2 - 4 October 2015  
Spa Francorchamps - 7003 mtr.

Nbr	Name / Team name	1	2	3	4	5	6	7	8	9	10	11	12	13	14	15	16	17	18	19	20
101	Grouwels-Snoeks	2:37.891	2:28.768	2:26.848	2:27.235	2:30.103	2:24.349	2:26.903	2:26.361	2:26.360	2:24.366	2:24.996	2:27.348	2:31.421	2:24.939	2:34.794	4:53.971	2:21.304	2:19.748	2:20.172	2:30.206
102	Henry Zumbink	2:59.052	2:34.272	2:26.299	2:25.213	2:37.965	4:37.433	2:24.016	2:31.291	5:10.762	2:24.892	2:37.702									
106	Koebolt-Caransa	2:41.262	2:32.631	2:31.084	2:32.242	3:18.702	6:24.101	2:27.244	2:36.310	5:22.245	2:28.553	2:40.348									
110	Vandierendank-van Hooydonk	2:26.738	2:24.630	2:22.915	2:22.893	2:29.975	7:57.398	2:27.325	2:21.726	2:21.632	4:10.458	2:21.977	2:20.308	2:28.135							
121	Köhler-Kuijjer	2:49.932	2:29.899	2:30.625	2:32.728	2:28.399	2:26.594	2:32.079	2:32.826	2:29.037	2:26.361	2:26.558	2:26.085	2:24.118	2:33.144						
131	Storm-Bouwhuis	2:36.885	2:25.683	2:25.267	2:23.748	2:21.672	2:41.122	5:34.260	9:01.720	2:30.281	2:30.915	2:31.230	2:30.455	2:31.443	2:29.971						
171	Lequeux-Naveaux-Ueberecker	2:53.539	2:34.239	2:29.315	2:27.336	2:26.666	2:30.160	2:24.310	2:30.909	5:48.419	2:33.750	2:32.520	2:31.665	2:32.459							
181	Shahin-Enge	3:15.603	2:31.987	2:28.854	2:25.720	2:25.800	2:24.758	3:27.480													
302	Marcel van Berlo	3:03.358	2:53.341	13:20.416	2:38.709	2:38.893	2:37.650	2:39.606	2:36.864	2:38.191	2:43.648										
305	Dontje-Kool	2:40.430	2:31.530	2:29.717	2:30.417	2:29.473	2:40.740	5:10.863	2:33.901	2:31.351	2:32.295	2:54.849									
309	Dirk Schulz	3:32.821	2:47.158	2:49.011	4:01.353	2:50.483	2:45.250	2:43.091	2:43.691	2:45.976	2:42.913	2:44.224	2:49.270	3:48.821	2:43.865	2:43.136	2:52.552				
312	Verhelst-Verheyen	3:00.161	2:41.403	2:37.793	2:40.700	2:38.108	2:35.946	2:36.750	2:37.180	2:52.040	5:17.347	2:43.598	2:42.982	2:42.502	2:40.612	2:40.050	2:39.367	2:41.925			
336	Simon Atkinson	2:42.230	2:33.842	2:32.855	2:32.882	2:33.654	2:41.318	5:23.758	2:33.062	2:33.619	2:47.913										
343	Daan Meijer	3:00.982	2:35.916	2:36.086	4:03.396	2:31.132	2:39.496	7:35.367	2:33.710	2:33.035	2:33.880	2:35.893									
350	Donaldson-Clarke	3:03.957	2:46.404	2:37.770	2:37.080	2:35.236	2:36.708	2:43.483	5:22.114	2:35.651	2:36.753	2:37.635	3:02.901								
351	Hayes-Lindsay	2:54.758	2:45.352	7:23.354	2:37.582	5:34.924	2:38.180	2:50.305													
369	Aart Bosman	2:42.022	2:37.560	2:36.074	2:36.249	2:34.681	2:35.653	2:36.521	2:36.859	2:36.586	2:35.843	2:35.454	2:35.740	2:40.809							
375	Ward Sluys	2:53.559	2:41.188	2:40.525	2:38.617	2:34.155	2:33.005	2:32.091	2:50.285	7:47.965	2:33.874	2:33.659	2:33.226	2:37.377							
399	Lamster-Molenaar	3:06.283	3:32.232	2:32.845	2:30.193	2:33.022	6:31.279	2:31.852	5:43.591	2:37.137	2:36.963	2:36.384	2:37.835								
402	Bogaerts-van der Aa	2:49.967	2:36.704	2:36.196	2:34.743	2:35.396	2:36.795	2:34.572	2:36.061	2:39.922	5:11.534	2:36.156	2:36.298	2:39.845	2:35.574	2:35.125	2:36.023	2:37.751	2:36.297	2:36.200	
403	de Groot-de Graaf	2:51.795	2:47.754	16:09.876	2:39.894	2:46.710															
405	Luc de Cock	2:47.222	2:41.997	2:40.760	2:39.048	2:37.712	2:37.171	2:41.102	5:56.213	2:36.815	2:36.585	2:35.120	2:36.364	3:34.863	3:43.499	2:36.667					
412	Eric van den Munckhof	2:46.783	2:40.004	2:37.309	2:45.897	3:57.595	2:37.692	2:36.600	2:44.751	5:23.260	2:36.911										
420	de Borst-de Kleijn	2:57.978	2:41.200	2:37.928	2:37.612	2:38.442	2:43.540	2:35.937	2:49.764	4:01.820	2:36.488	2:39.337	3:25.603	2:37.054	2:37.055	2:36.656	2:37.636	2:54.442			
421	van Bellingen-van Rompy	2:58.705	2:51.980	2:58.847	5:14.857	2:49.930	2:55.177	5:13.082	2:46.299	2:44.207	2:44.074	2:51.027									
422	Dennis Houweling	2:40.219	2:42.295	2:42.006	2:43.913	2:40.515	2:41.829	2:41.566	2:45.569	2:43.616	2:42.161	2:44.863	3:51.565	2:43.309	2:40.962	2:43.240	2:54.536				

**Supercar Challenge - Free Practice 2**
**2 - 4 October 2015  
Spa Francorchamps - 7003 mtr.**

432	Neary-Short	2:44.643	2:38.910	2:36.316	2:38.476	2:36.301	2:45.433	4:21.351	2:38.550	2:38.192	2:56.087	6:00.668	10:53.521	3:30.526
444	Ronald van Loon	2:49.955	2:45.169	2:44.253	2:44.635	2:48.127	2:52.399	6:23.626	2:45.411	2:42.398	3:03.312			
451	Schaap-Lemmers	3:23.155	4:26.240	2:47.283	2:46.539	2:56.554								
452	Michael Smith	2:59.968	2:49.932	2:45.504	2:45.322	2:49.070	4:34.975	2:44.862	2:45.254	2:44.770	2:46.332	2:52.543	3:04.391	
459	van de Maat-Schreurs	3:01.589	2:48.477	3:16.603										
471	van Loon-van der Kooi	2:39.723	2:38.753	2:37.582	2:37.912	2:37.194	2:41.342	6:55.638	2:39.933	2:40.734	2:48.969			
489	Guino Kenis	2:47.888	2:45.736	2:43.626	2:51.624	4:57.772	2:40.634	2:40.511	2:40.624	2:59.556				
504	Rob Nieman	3:07.123	2:56.518	2:55.259	2:55.121	2:58.903	4:02.831	2:53.691	2:53.506	2:54.780	3:01.052			
505	Voet-van den Broeck	3:11.874	2:55.051	2:52.613	2:51.476	2:56.474	5:59.747	2:57.628	2:56.073	2:56.988	2:59.349			
513	Kim Troeljen	3:06.766	3:01.255	3:05.841	3:23.407	3:05.493	6:44.325	2:54.030	4:46.108	5:48.981	3:02.179	2:56.582	2:59.897	
525	Griffin-Bressington	3:00.905	3:00.881	4:07.567	2:54.549	2:51.858	2:50.863	2:50.198	2:48.331	2:57.154				
545	Niels Kool	2:54.694	2:52.397	2:54.206	2:52.428	2:52.938	2:53.337	2:56.540	5:47.820	2:53.419	2:52.506	2:52.144	2:52.263	2:56.859
546	Wiebe Wyzes	3:37.765	3:04.220	2:54.451	2:53.283	2:51.563	2:49.472	2:51.944						
555	Bergsma-de Jong													